

The AES Corporation

Fact Sheet

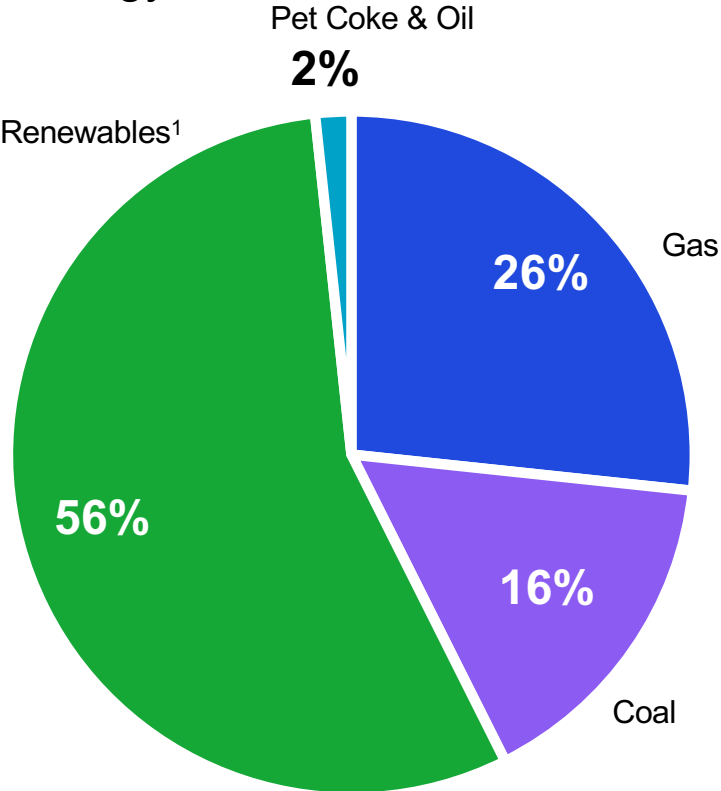


As of August 1, 2024

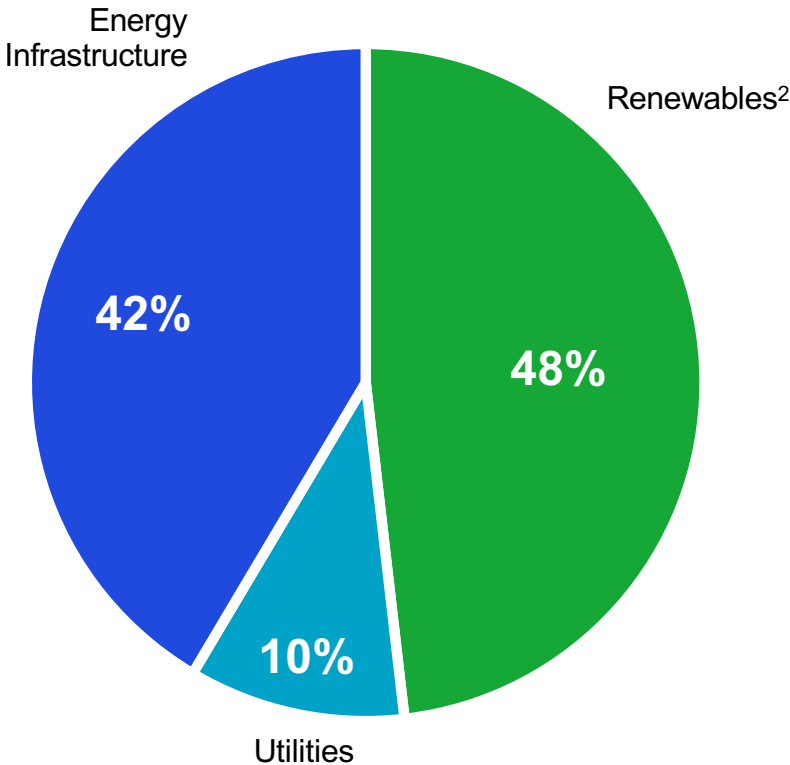


AES Total: 35,632 Gross MW in Operation

Technology



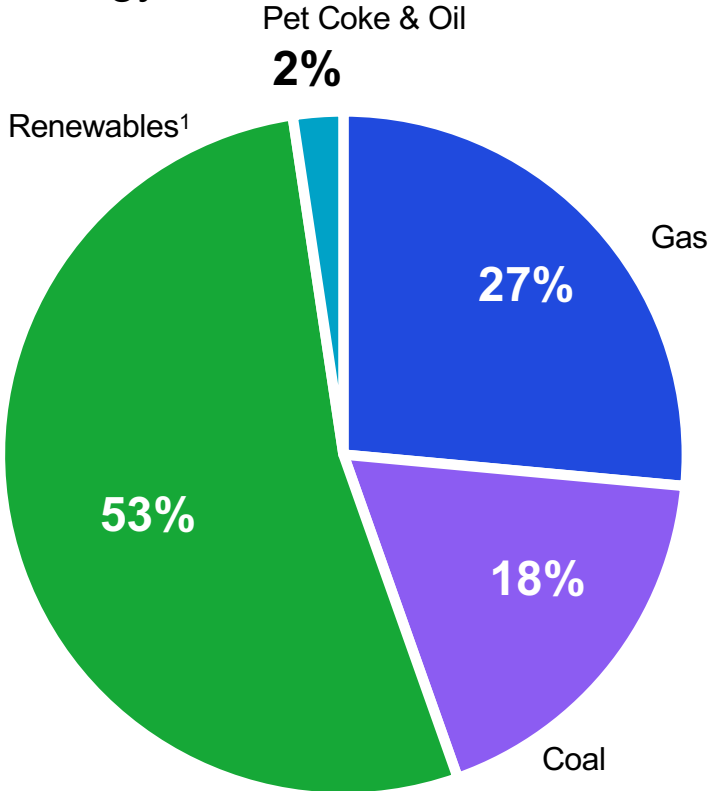
Segment



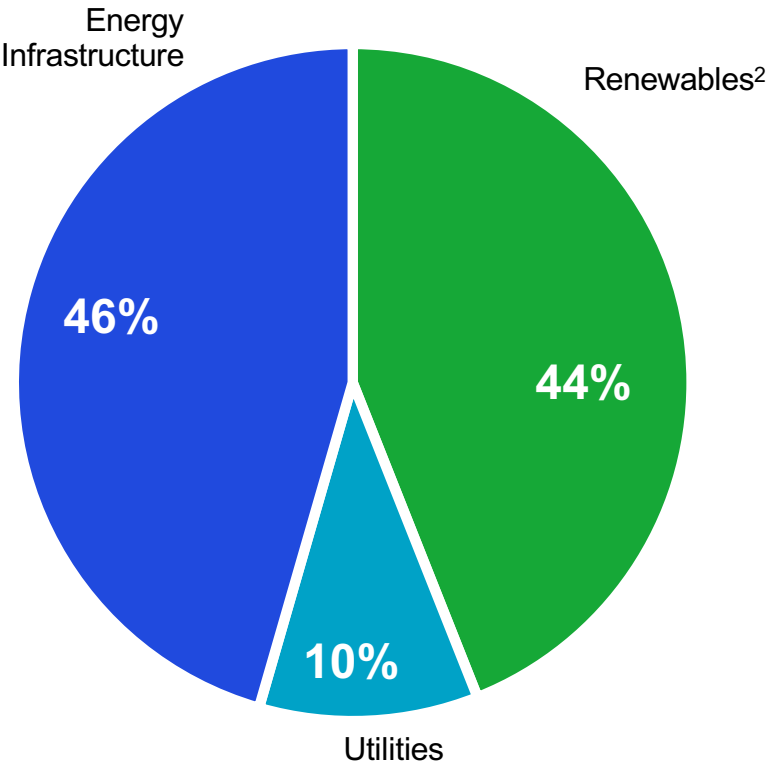
1. Includes hydro, solar, wind, energy storage and landfill gas.
2. Excludes renewables projects in Chile, currently reported as part of the Energy Infrastructure segment.

AES Total: 24,574 Proportional MW in Operation

Technology



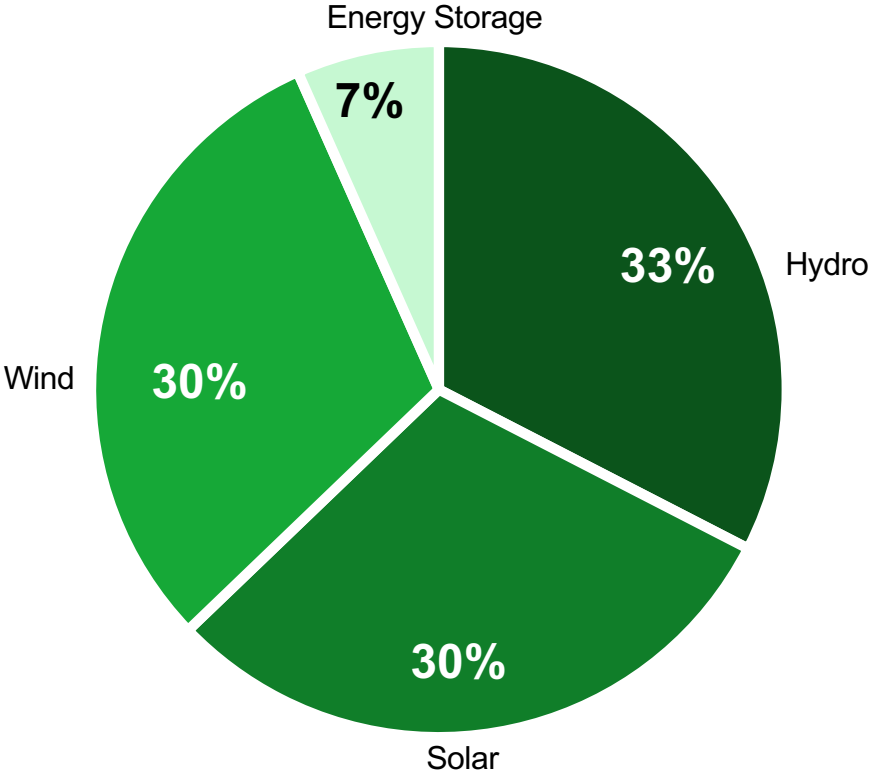
Segment



1. Includes hydro, wind, solar, energy storage and landfill gas.
 2. Excludes renewables projects in Chile, currently reported as part of the Energy Infrastructure segment.

Renewables Total¹: 17,164 Gross MW in Operation

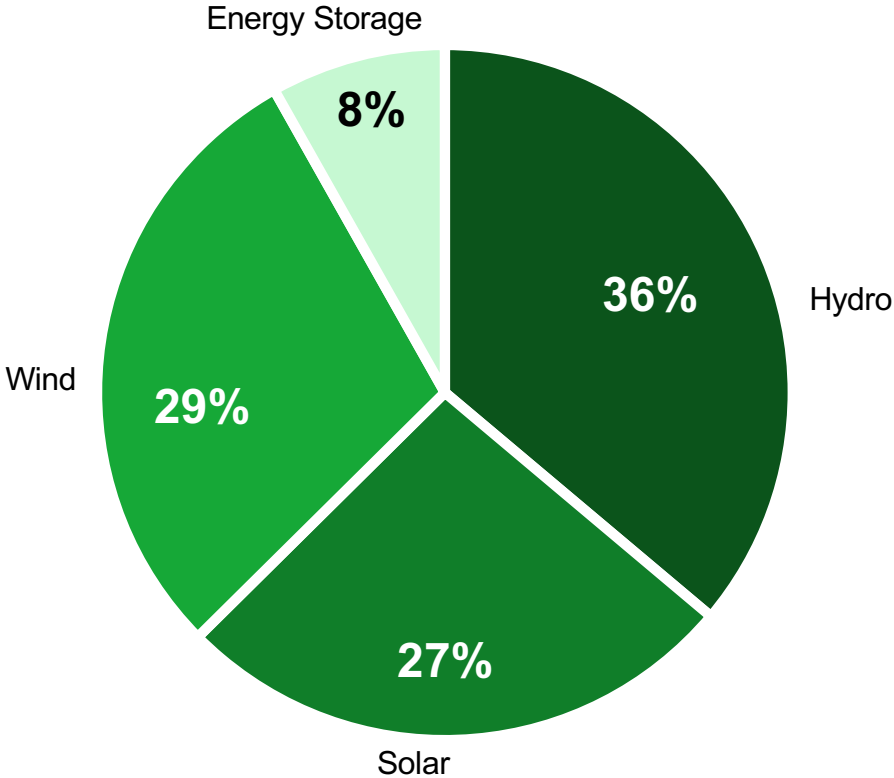
Technology



1. Excludes renewables projects in Chile, currently reported as part of the Energy Infrastructure segment.

Renewables Total¹: 10,811 Proportional MW in Operation

Technology



1. Excludes renewables projects in Chile, currently reported as part of the Energy Infrastructure segment.

Renewables

Business	Location	Fuel	Gross MW	AES Equity Interest	Date of Acquisition or Commencement of Commercial Operations	Contract Expiration Date	Customer(s)
AES Brasil Operações (AES Tietê) ^{1,2}	Brazil	Hydro	2,658	47%	1999	2032	Various
Alicura	Argentina	Hydro	1,050	100%	2000		
Chivor	Colombia	Hydro	1,000	99%	2000	2024-2039	Various
OpCo A ³	US-Variou	Solar	967	26%	2017-2019	2028-2046	Various
		Wind	140		2017	2036-2046	
New York Wind (OpCo D) ⁴	US-NY	Wind	612	75%	2021		NYISO
AES Renewable Holdings ⁴	US-Variou	Solar	421	100%	2015-2024	2029-2044	Utility, Municipality, Education, Non-Profit
		Energy Storage	77				
Spotsylvania Solar Energy Center (OpCo B) ³	US-VA	Solar	485	26%	2020-2021	2035	Apple, Akami, Etsy, Microsoft
Ventos do Araripe, Caetés & Cassino (Cubico II) ¹	Brazil	Wind	456	47%	2022	2034-2035	Various, CCEE
Chevelon Butte (OpCo D) ⁴	US-AZ	Wind	454	75%	2023-2024	2043-2044	APS
McFarland B ⁵	US-AZ	Solar	300	75%	2023-2024	2043	Amazon
		Energy Storage	150				
Alto Sertão II ¹	Brazil	Wind	386	36%	2017	2033-2035	Various, CCEE
Cajuína 1 ¹	Brazil	Wind	314	36%-47%	2023	2035-2043	Various
Mesa La Paz	Mexico	Wind	306	50%	2019	2045	Fuentes de Energía Peñoles
McFarland A ⁵	US-AZ	Solar	200	75%	2023	2038	BP
		Energy Storage	100				
Cajuína 2 ¹	Brazil	Wind	296	36%-47%	2023	2044	Various
OpCo B ³	US-Variou	Solar	260	26%	2019	2039-2044	Various

1. Announced the sale of this business in May 2024.

2. AES Tietê plants: Água Vermelha (1,396 MW), Bariri (143 MW), Barra Bonita (141 MW), Caconde (80 MW), Euclides da Cunha (109 MW), Ibitinga (132 MW), Limoeiro (32 MW), Mog-Quaçu (7 MW), Nova Avanhandava (347 MW), Promissão (264 MW), Sao Joaquim (3 MW) and Sao Jose (4 MW).

3. Unconsolidated entity, accounted for as an equity affiliate.

4. AES owns these assets together with third-party tax equity investors with variable ownership interests. The tax equity investors receive a portion of the economic attributes of the facilities, including tax attributes, that vary over the life of the projects. The proceeds from the issuance of tax equity are recorded as Noncontrolling interest or Redeemable stock of subsidiaries in the Company's Consolidated Balance Sheets, depending on the partnership rights of the specific project.

5. Owned by AES Clean Energy Development (ACED).

Renewables

Business	Location	Fuel	Gross MW	AES Equity Interest	Date of Acquisition or Commencement of Commercial Operations	Contract Expiration Date	Customer(s)
Bayano	Panama	Hydro	260	49%	1999	2030	ENSA, Edemet, Edechi, Other
Buffalo Gap II ¹	US-TX	Wind	233	100%	2007		
Baldy Mesa ²	US-CA	Solar	150	75%	2023	2043	Amazon
		Energy Storage	75				
Changuinola	Panama	Hydro	223	90%	2011	2030	AES Panama
Great Cove 1&2 ²	US-PA	Solar	220	75%	2023	2043	University of Pennsylvania
Raceway 1	US-CA	Solar	125	50%	2023	2043	Microsoft
		Energy Storage	80				
Prevailing Winds (OpCo B) ¹	US-SD	Wind	200	26%	2020	2050	Prevailing Winds
Oak Ridge ²	US-LA	Solar	200	75%	2023	2043	Amazon
Ventus ³	Brazil	Wind	187	36%	2020	2034	CCEE
Delta ²	US-MS	Wind	185	75%	2023-2024	2043-2044	Amazon
Skipjack (OpCo D) ^{1,2}	US-VA	Solar	175	75%	2022	2036	Exelon Generation Company
Buffalo Gap III ²	US-TX	Wind	170	100%	2008		
Tucano Phase 2 ³	Brazil	Wind	167	47%	2023-2024	2036	Anglo American
Mandacaru and Salinas ³	Brazil	Wind	159	47%	2021	2033-2034	CCEE
St. Nikola	Bulgaria	Wind	156	89%	2010	2025	Electricity Security Fund
Cavalier ²	US-VA	Solar	156	75%	2023-2024	2043	Dominion Energy
Tucano Phase 1 ³	Brazil	Wind	155	24%	2022-2023	2042	Unipar
Guaimbê ³	Brazil	Solar	150	36%	2018	2037	CCEE
Lancaster Area Battery (LAB) ^{1,2}	US-CA	Energy Storage	127	75%	2022	2037	PG&E
Buffalo Gap I ¹	US-TX	Wind	121	100%	2006		

1. AES owns these assets together with third-party tax equity investors with variable ownership interests. The tax equity investors receive a portion of the economic attributes of the facilities, including tax attributes, that vary over the life of the projects. The proceeds from the issuance of tax equity are recorded as Noncontrolling interest or Redeemable stock of subsidiaries in the Company's Consolidated Balance Sheets, depending on the partnership rights of the specific project.
2. Owned by AES Clean Energy Development (ACED).
3. Announced the sale of this business in May 2024.

Renewables

Business	Location	Fuel	Gross MW	AES Equity Interest	Date of Acquisition or Commencement of Commercial Operations	Contract Expiration Date	Customer(s)
Chiriqui – Esti	Panama	Hydro	120	49%	2003	2030	ENSA, Edemet, Edechi, Other
Kuihelani ¹	US-HI	Solar	60	100%	2023-2024	2048	HECO
		Energy Storage	60				
Cabra Corral	Argentina	Hydro	102	100%	1995		Various
Southland Energy – Alamos Energy Center ²	US-CA	Energy Storage	100	50%	2021	2041	Southern California Edison
East Line Solar (OpCo B) ³	US-AZ	Solar	100	26%	2020	2045	Salt River Project Agricultural Improvement & Power District
Central Line (OpCo B) ⁴	US-AZ	Solar	100	26%	2022	2039	Salt River Project Agricultural Improvement & Power District
West Line (OpCo B) ²	US-AZ	Solar	100	26%	2022	2047	Salt River Project Agricultural Improvement & Power District
Luna (OpCo D) ^{1,3}	US-CA	Energy Storage	100	75%	2022	2037	Clean Power Alliance of Southern California
Vientos Bonaerenses	Argentina	Wind	100	100%	2020	2024-2040	Various
Vientos Neuquinos	Argentina	Wind	100	100%	2020	2024-2040	Various
Laurel Mountain Repowering (OpCo D) ²	US-WV	Wind	99	75%	2022	2037	AES Solutions Management, LLC
Estrella	US-CA	Solar	56	50%	2023	2038	Southern California Edison
		Energy Storage	28				
Platteview ²	US-NE	Solar	81	75%	2023	2043	Omaha Public Power District

1. Owned by AES Clean Energy Development (ACED).

2. AES owns these assets together with third-party tax equity investors with variable ownership interests. The tax equity investors receive a portion of the economic attributes of the facilities, including tax attributes, that vary over the life of the projects. The proceeds from the issuance of tax equity are recorded as Noncontrolling interest or Redeemable stock of subsidiaries in the Company's Consolidated Balance Sheets, depending on the partnership rights of the specific project.

3. Unconsolidated entity, accounted for as an equity affiliate.

4. Owned by AES Renewable Holdings.

Renewables

Business	Location	Fuel	Gross MW	AES Equity Interest	Date of Acquisition or Commencement of Commercial Operations	Contract Expiration Date	Customer(s)
Clover Creek (OpCo C) ¹	US-UT	Solar	80	50%	2021	2046	UMPA
Westwing 1 ²	US-AZ	Energy Storage	80	100%	2023-2024	2043-2044	APS
AGV Solar ³	Brazil	Solar	76	36%	2019	2040	Various, CCEE
Silver Peak	US-CA	Solar	50	75%	2024	2044	Amazon
		Energy Storage	25				
OpCo C ⁴	US-Variou	Solar	73	50%	2021-2022	2041-2042	Various
Boa Hora ³	Brazil	Solar	69	47%	2019	2038	CCEE
Mountain View Repowering (OpCo D) ^{2,5}	US-CA	Wind	67	75%	2022	2042	Southern California Edison
Madison	US-VA	Solar	63	75%	2024	2039	Northrop Grumman
San Fernando	Colombia	Solar	61	99%	2021	2036	Ecopetrol
Big Island Waikoloa (OpCo E) ^{4,5}	US-HI	Solar	30	100%	2022-2023	2047	HECO
		Energy Storage	30				
Penonomé I	Panama	Wind	55	49%	2020	2030	ENSA, Edemet, Edechi
Chiriqui – Los Valles	Panama	Hydro	54	49%	1999	2030	ENSA, Edemet, Edechi, Other
Bayasol	Dominican Republic	Solar	50	65%	2021	2036	Ede Sur
Agua Clara	Dominican Republic	Wind	50	65%	2022	2039	Ede Norte
Santanasol	Dominican Republic	Solar	50	65%	2022	2038	Ede Sur
OpCo D ^{1,4}	US-Variou	Solar	48	75%	2022-2023	2042-2043	Various
		Energy Storage	2				
Mountain View IV (OpCo E) ⁵	US-CA	Wind	49	100%	2012	2032	Southern California Edison
Chiriqui – La Estrella	Panama	Hydro	48	49%	1999	2030	ENSA, Edemet, Edechi, Other

1. Owned by AES Clean Energy Development (ACED).

2. Unconsolidated entity, accounted for as an equity affiliate.

3. Announced the sale of this business in May 2024.

4. AES owns these assets together with third-party tax equity investors with variable ownership interests. The tax equity investors receive a portion of the economic attributes of the facilities, including tax attributes, that vary over the life of the projects. The proceeds from the issuance of tax equity are recorded as Noncontrolling interest or Redeemable stock of subsidiaries in the Company's Consolidated Balance Sheets, depending on the partnership rights of the specific project.

5. Owned by AES Renewable Holdings.

Renewables

Business	Location	Fuel	Gross MW	AES Equity Interest	Date of Acquisition or Commencement of Commercial Operations	Contract Expiration Date	Customer(s)
AM Solar	Jordan	Solar	48	36%	2019	2039	National Electric Power Company
Ullum	Argentina	Hydro	45	100%	1996		Various
Lāwā'i ^{1,2}	US-HI	Solar	20	100%	2018	2043	Kaua'i Island Utility Cooperative
		Energy Storage	20				
Kekaha ^{1,2}	US-HI	Solar	14	100%	2019	2045	Kaua'i Island Utility Cooperative
		Energy Storage	14				
Brisas	Colombia	Solar	27	99%	2022	2037	Ecopetrol
West Oahu Solar ¹	US-HI	Solar	13	100%	2023	2048	HECO
		Energy Storage	13				
Na Pua Makani (OpCo E) ³	US-HI	Wind	24	100%	2020	2040	HECO
Ilumina	US-PR	Solar	24	100%	2012	2037	LUMA Energy
Castilla	Colombia	Solar	21	99%	2019	2034	Ecopetrol
Tunjita	Colombia	Hydro	20	99%	2016	2024-2039	Various
Laurel Mountain ES	US-WV	Energy Storage	16	100%	2011		
Community Energy ³	US-Various	Solar	14	75%	2022	2024-2043	Various
Southland Energy – AES Gilbert (Salt River) ^{2,4}	US-AZ	Energy Storage	10	50%	2019	2039	Salt River Project Agricultural Improvement & Power District
El Tunal	Argentina	Hydro	10	100%	1995		Various
Andres ES	Dominican Republic	Energy Storage	10	65%	2017		
Los Mina DPP ES	Dominican Republic	Energy Storage	10	65%	2017		
Pesé Solar	Panama	Solar	10	49%	2021	2030	ENSA, Edemet, Edechi, Other

1. Owned by AES Renewable Holdings.

2. AES owns these assets together with third-party tax equity investors with variable ownership interests. The tax equity investors receive a portion of the economic attributes of the facilities, including tax attributes, that vary over the life of the projects. The proceeds from the issuance of tax equity are recorded as Noncontrolling interest or Redeemable stock of subsidiaries in the Company's Consolidated Balance Sheets, depending on the partnership rights of the specific project.

3. Owned by AES Clean Energy Development (ACED).

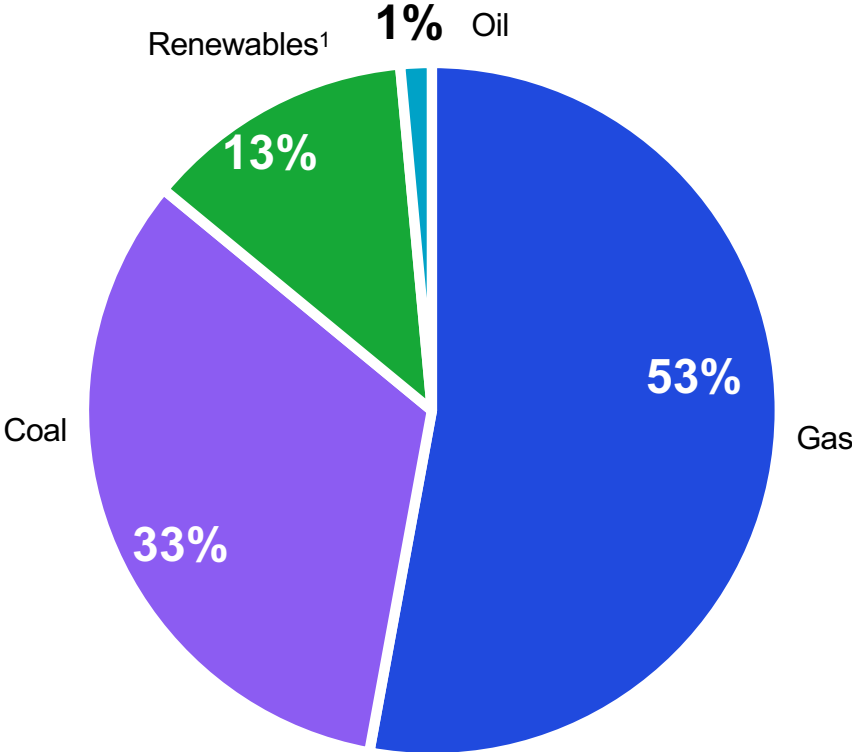
4. Facility experienced a fire event in April 2022 which rendered the asset currently inoperable. The full extent of the damage and impact of the event is currently being evaluated.

Renewables

Business	Location	Fuel	Gross MW	AES Equity Interest	Date of Acquisition or Commencement of Commercial Operations	Contract Expiration Date	Customer(s)
Mayorca Solar	Panama	Solar	10	49%	2021	2030	ENSA, Edemet, Edechi, Other
Cedro	Panama	Solar	10	49%	2021	2030	ENSA, Edemet, Edechi, Other
Caoba	Panama	Solar	10	49%	2021	2030	ENSA, Edemet, Edechi, Other
Netherlands ES	Netherlands	Energy Storage	10	100%	2015		
Warrior Run ES	US-MD	Energy Storage	5	100%	2016		
5B Colón	Panama	Solar	1	100%	2021	2051	Costa Norte LNG Terminal
Generation – Renewables Total			17,164				

Utilities Total: 3,693 Gross MW in Operation

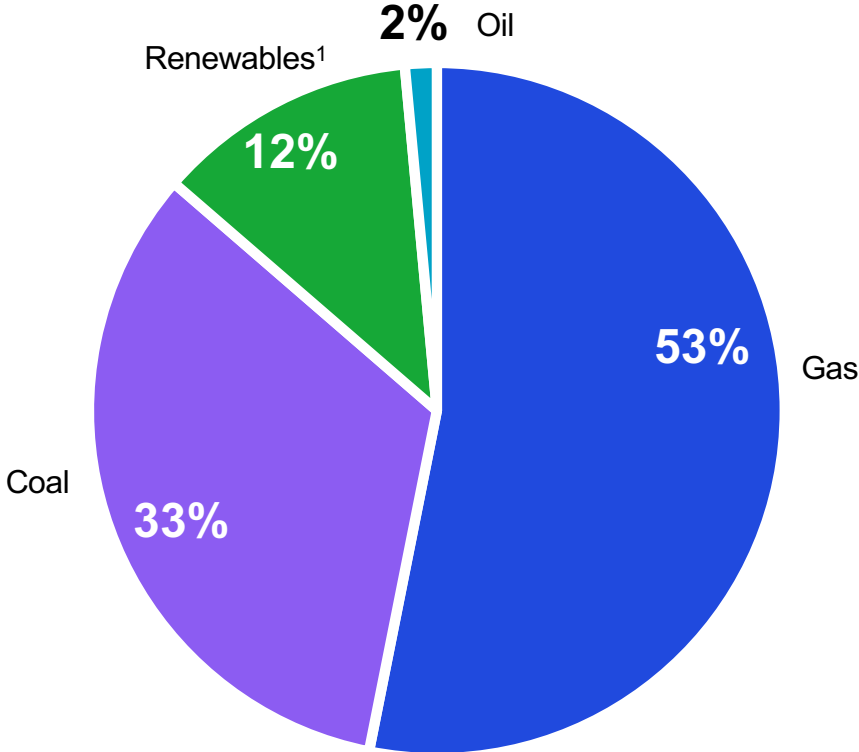
Technology



1. Includes solar, wind, energy storage and landfill gas.

Utilities Total: 2,573 Proportional MW in Operation

Technology



1. Includes solar, wind, energy storage and landfill gas.

Utilities

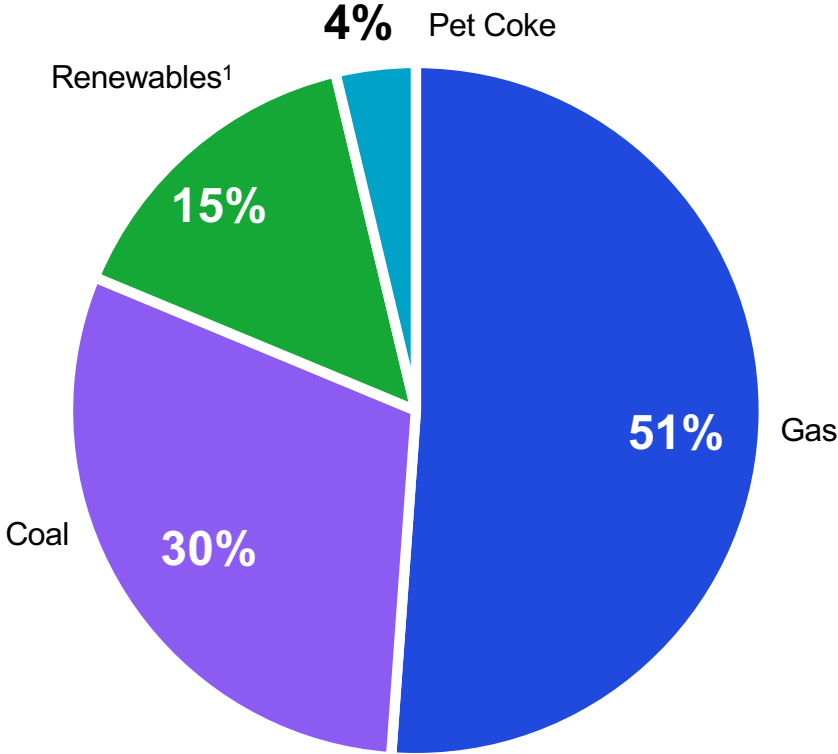
Business	Location	Fuel	Gross MW	AES Equity Interest	Date of Acquisition or Commencement of Commercial Operations	Contract Expiration Date	Customer(s)
Bosforo	El Salvador	Solar	100	50%	2018-2019	2043-2044	CAESS, EEO, CLESA, DEUSEM
Metapan	El Salvador	Solar	15	100%	2023	2043-2048	CLESA, Cemento Holcim de El Salvador
Cuscatlan Solar	El Salvador	Solar	10	50%	2021	2046	CLESA
AES Nejapa	El Salvador	Landfill Gas	6	100%	2011	2035	CAESS
Meangura del Golfo	El Salvador	Solar	1	100%	2023	2048	EEO
		Energy Storage	4				
Opico	El Salvador	Solar	4	100%	2020	2040	CLESA
Moncagua	El Salvador	Solar	3	100%	2015	2035	EEO
Generation – Utilities Total			143				

Business	Location	Type	Gross MW	AES Equity Interest (Percent, Rounded)	Approximate Number of Customers Served as of 12/31/23	Approximate GWh Sold in 2023	Date of Acquisition
CAESS	El Salvador	Distribution	N/A	75%	659,000	2,214	2000
CLESA	El Salvador	Distribution	N/A	80%	475,000	1,143	1998
DEUSEM	El Salvador	Distribution	N/A	74%	95,000	174	2000
EEO	El Salvador	Distribution	N/A	89%	357,000	762	2000
AES Ohio ¹	US-OH	Transmission & Distribution	-	100%	539,000	13,305	2011
AES Indiana ²	US-IN	Integrated	3,550	70%	523,000	14,127	2001
Utilities Total			3,550		2,648,000	31,725	

1. AES Ohio's GWh sold in 2023 represent total transmission sales. AES Ohio's wholesale sales and AES Ohio's Standard Service Offer (SSO) utility sales, which are sales to utility customers who use AES Ohio to source their electricity through a competitive bid process, were 3,183 GWh in 2023. AES Ohio owns a 4.9% equity ownership in OVEC, an electric generating company. OVEC has two plants in Cheshire, Ohio and Madison, Indiana with a combined generation capacity of approximately 2,109 MW. AES Ohio's share of this generation is approximately 103 MW.
2. CDPQ owns direct and indirect interests in IPALCO (AES Indiana's parent) which total approximately 30%. AES owns 85% of AES US Investments and AES US Investments owns 82.35% of IPALCO. AES Indiana plants: Georgetown, Harding Street, Petersburg, Eagle Valley, Hoosier Wind and Hardy Hills Solar. 20 MW of AES Indiana total is considered a transmission asset. In February 2024, AES Indiana completed the acquisition of the Hoosier Wind Project, an existing 106 MW wind facility located in Benton County, Indiana. In April 2024, construction for the remaining MW of the 195 MW Hardy Hills Solar Project was completed with the project achieving full commercial operations.

Energy Infrastructure Total: 14,774 Gross MW in Operation

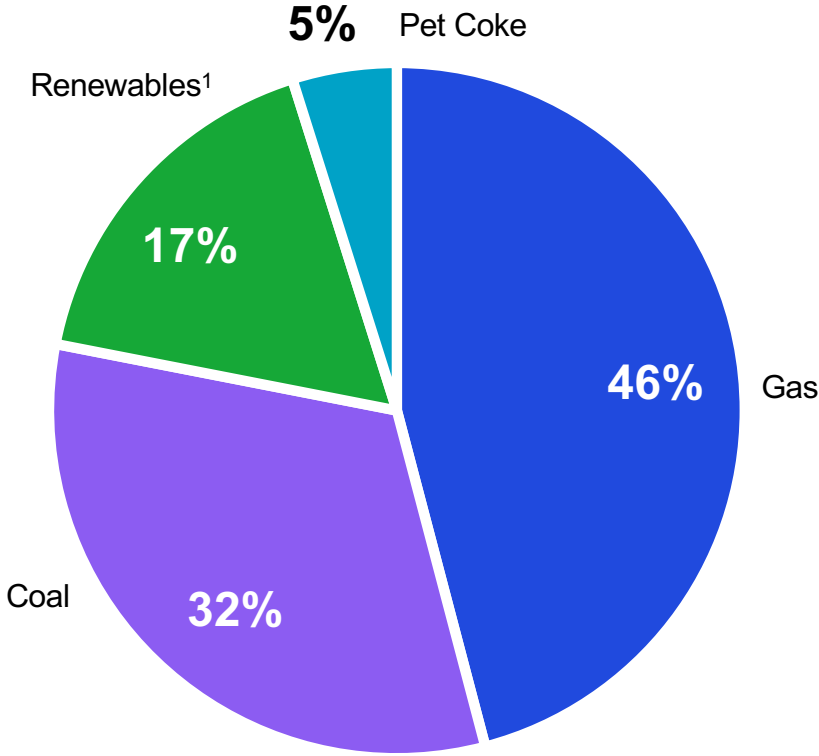
Technology



1. Includes hydro, solar, wind and energy storage.

Energy Infrastructure Total: 11,190 Proportional MW in Operation

Technology



1. Includes hydro, solar, energy storage and wind.

Energy Infrastructure

Business	Location	Fuel	Gross MW	AES Equity Interest	Date of Acquisition or Commencement of Commercial Operations	Contract Expiration Date	Customer(s)
Mong Duong 2 ¹	Vietnam	Coal	1,242	51%	2015	2040	EVN
Southland – Alamitos	US-CA	Gas	1,200	100%	1998	2026	California Department of Water Resources
Paraná-GT	Argentina	Gas/Diesel	870	100%	2001		
Southland Energy – Huntington Beach	US-CA	Gas	694	50%	2020	2040	Southern California Edison
Southland Energy – Alamitos	US-CA	Gas	693	50%	2020	2040	Southern California Edison
San Nicolás	Argentina	Coal/Gas/Oil/ Energy Storage	691	100%	1993		
Maritza	Bulgaria	Coal	690	100%	2011	2026	National Electric Company (NEK)
TermoAndes ²	Argentina	Gas/Diesel	643	99%	2000	2024-2025	Various
Guillermo Brown ³	Argentina	Gas/Diesel	576	0%	2016		
Angamos	Chile	Coal	558	99%	2011		Various
Cochrane	Chile	Coal	550	57%	2016	2030-2037	SQM, Sierra Gorda, Quebrada Blanca
Ventanas	Chile	Coal	537	99%	2010/2013		
Alto Maipo	Chile	Hydro	531	99%	2021	2040	Minera los Pelambres
AES Puerto Rico	US-PR	Coal	524	100%	2002	2027	LUMA Energy
Mérida III	Mexico	Gas/Diesel	505	75%	2000	2025	Comision Federal de Electricidad
Amman East	Jordan	Gas	472	10%	2009	2033	National Electric Power Company
Colón ⁴	Panama	Gas	381	65%	2018	2028	ENSA, Edemet, Edechi

1. In November 2023, agreed to sell this business to Sev.en Global Investments Pty Ltd. Following approvals by the Government of Vietnam and the Ministry of Industry and Trade, the anticipated close for this transaction is in line with AES' intent to exit the majority of its coal assets by the end of 2025.
2. TermoAndes is located in Argentina, but is connected to both the SING in Chile and the SADI in Argentina.
3. AES operates this facility through management or O&M agreements and owns no equity interest in this business.
4. Plant also includes an adjacent regasification facility, as well as an 80 TBTU LNG storage tank, or an operating capacity of 180,000 m³.

Energy Infrastructure

Business	Location	Fuel	Gross MW	AES Equity Interest	Date of Acquisition or Commencement of Commercial Operations	Contract Expiration Date	Customer(s)
DPP (Los Mina)	Dominican Republic	Gas	358	65%	1996	2025	Ede Este, Ede Norte, Ede Sur, Non-Regulated Users
Andres ¹	Dominican Republic	Gas/Diesel	319	65%	2003	2025	Ede Este, Ede Norte, Ede Sur, Non-Regulated Users
Andes 2b	Chile	Solar	194	99%	2023-2024		Various
		Energy Storage	117				
Andes Solar 4	Chile	Solar	211	65%	2023-2024	2026-2042	Google, Various
		Energy Storage	121				
Termoelectrica del Golfo (TEG)	Mexico	Pet Coke	275	99%	2007	2027	CEMEX
Termoelectrica del Peñoles (TEP)	Mexico	Pet Coke	275	99%	2007	2027	Peñoles
IPP4	Jordan	Gas	250	10%	2014	2039	National Electric Power Company
Cordillera Hydro Complex ²	Chile	Hydro	240	99%	2000	2042	Various
Southland – Huntington Beach	US-CA	Gas	236	100%	1998	2026	California Department of Water Resources
Bolero	Chile	Solar	146	51%	2023	2030	Various
Los Olmos	Chile	Wind	110	51%	2022	2032	Google, Various
Los Cururos	Chile	Wind	109	51%	2019		Various
Andes Solar 2a	Chile	Solar	81	51%	2021		Google, Various
Mesamávida	Chile	Wind	68	51%	2022-2023	2038	Google, Various
Campo Lindo	Chile	Wind	65	51%	2023		Various
San Matias	Chile	Wind	64	65%	2023-2024	2038	Microsoft
Virtual Reservoir 2	Chile	Energy Storage	50	99%	2023		
Sarmiento	Argentina	Gas/Diesel	33	100%	1996		

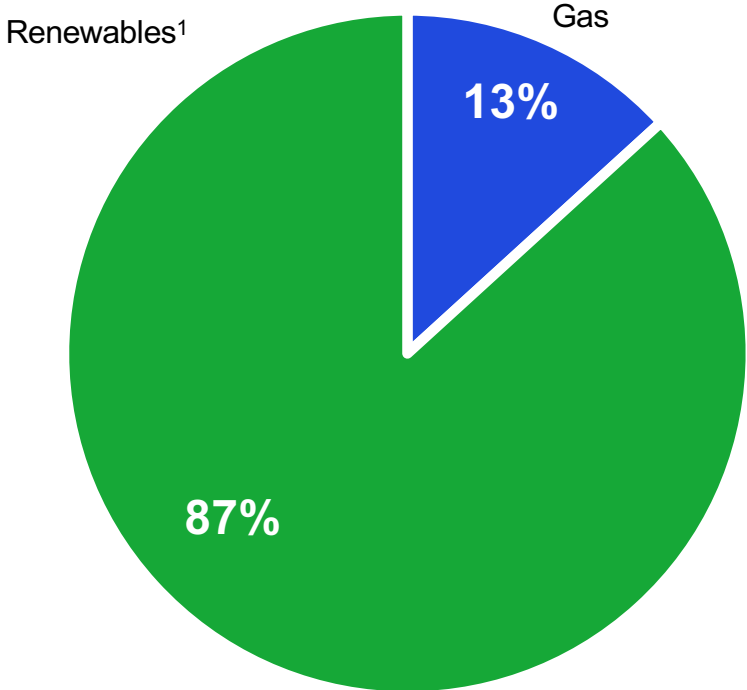
1. Plant also includes an adjacent regasification facility, as well as two LNG storage tanks: Andres with 70 TBTU, or an operating capacity of 160,000 m³ and Enadom with 50 TBTU, or an operating capacity of 120,000 m³.
2. Includes: Alfalfal, Quelltehues and Volcan.

Energy Infrastructure

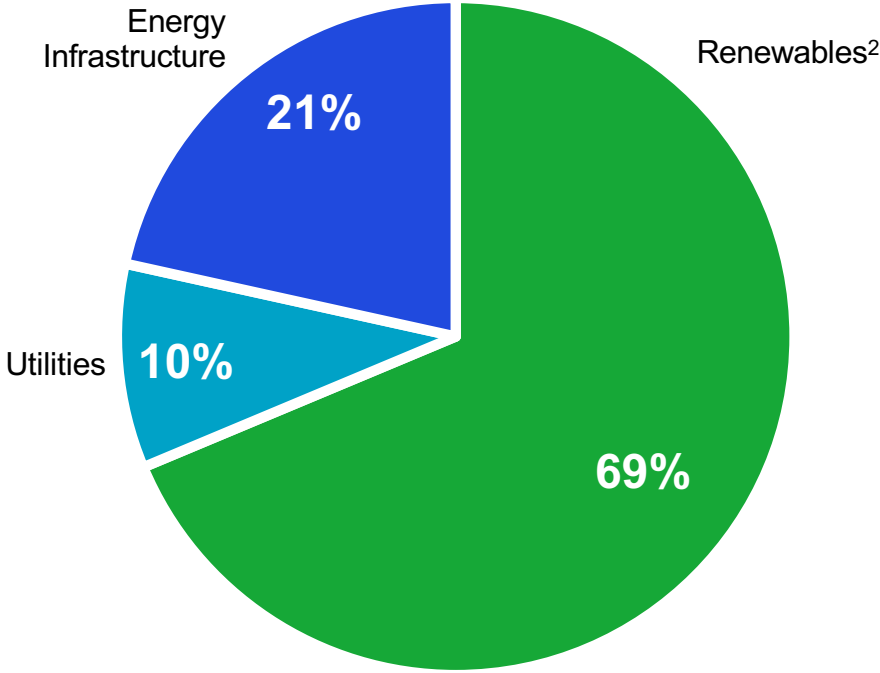
Business	Location	Fuel	Gross MW	AES Equity Interest	Date of Acquisition or Commencement of Commercial Operations	Contract Expiration Date	Customer(s)
Andes Solar 1	Chile	Solar	22	99%	2016	2036	Quebrada Blanca
Cochrane ES	Chile	Energy Storage	20	57%	2016		
Angamos ES	Chile	Energy Storage	20	99%	2011		
Andes	Chile	Energy Storage	12	99%	2009		
Alfalfal Virtual Reservoir	Chile	Energy Storage	10	99%	2020		
PFV Kaufmann	Chile	Solar	1	99%	2021	2040	Kaufmann
Generation – Energy Infrastructure Total			14,774				

5,064 Gross MW Under Construction

Technology



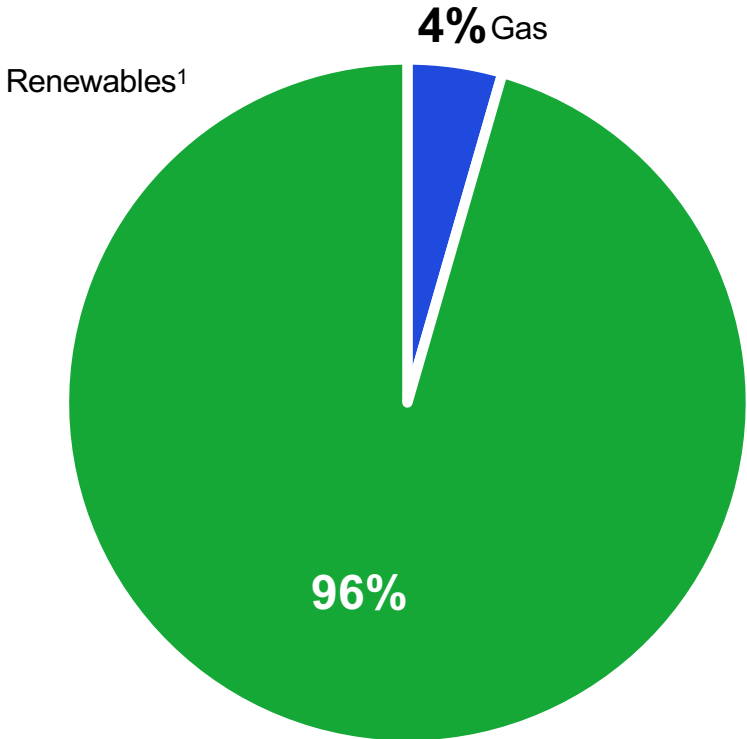
Segment



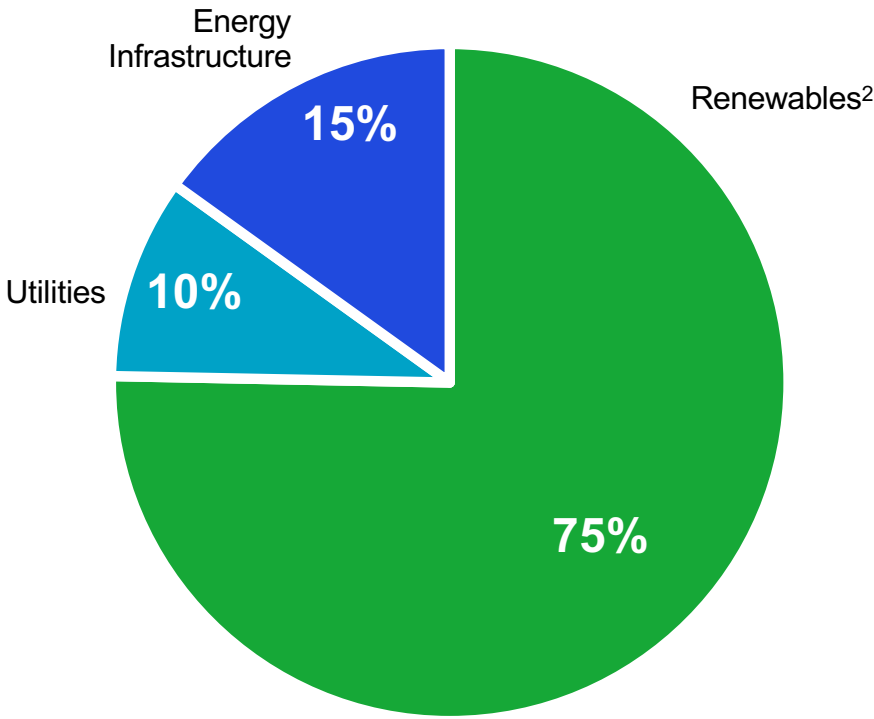
1. Includes solar, energy storage and wind.
2. Excludes renewables projects in Chile, currently reported as part of the Energy Infrastructure segment.

3,604 Proportional MW Under Construction

Technology



Segment



1. Includes solar, energy storage, and wind.
2. Excludes renewables projects in Chile, currently reported as part of the Energy Infrastructure segment.

5,064 Gross MW of Generation Under Construction

Business	Location	Fuel	Gross MW	AES Equity Interest	Expected Commercial Operations Date
Mirasol 1&2	Dominican Republic	Solar	100	65%	2H 2024
High Mesa ¹	US-CO	Solar	10	75%	2H 2024
		Energy Storage	10		
Cajuína 2 ²	Brazil	Wind	74	47%	2H 2024
Los Santos Solar (AES Panama)	Panama	Solar	8	49%	2H 2024
Corotú Solar (AES Panama)	Panama	Solar	10	49%	2H 2024
Estí Solar II (AES Panama)	Panama	Solar	18	49%	2H 2024
Westwing 2A	US-AZ	Energy Storage	62	75%	2H 2024
Alamitos 2	US-CA	Energy Storage	82	100%	2H 2024
Mamm Creek	US-CO	Solar	10	75%	2H 2024
		Energy Storage	10		
Cavalier Solar A2 ¹	US-VA	Solar	84	75%	2H 2024
Calhoun	US-MI	Solar	125	75%	2H 2024
AGV VII	Brazil	Solar	33	47%	2H 2024
Exeter	US-RI	Solar	10	75%	2H 2024
Keydet	US-VA	Solar	115	75%	2H 2024
AES Clean Energy Development	US-Various	Solar	48	75%	2H 2024-1H 2025
		Energy Storage	7		
Rexford	US-CA	Solar	300	100%	2H 2024-1H 2025
		Energy Storage	240		
Waiwa Phase 2 ¹	US-HI	Solar	30	75%	1H 2025
		Energy Storage	30		
Peravia I (AES Dominicana)	Dominican Republic	Solar	70	65%	1H 2025
Morris Solar	US-MO	Solar	250	75%	1H 2025
McFarland C	US-CA	Energy Storage	185	75%	1H 2025
Westwing 2B	US-AZ	Energy Storage	59	75%	1H 2025
Bellefield Phase 1	US-CA	Solar	500	75%	2H 2025
		Energy Storage	500		
West Camp	US-AZ	Wind	500	75%	2H 2025
Generation – Renewables Total			3,479		

1. Owned by AES Clean Energy Development (ACED).
2. Announced the sale of this business in May 2024.

5,064 Gross MW of Generation Under Construction

Business	Location	Fuel	Gross MW	AES Equity Interest	Expected Commercial Operations Date
Pike County (AES Indiana)	US-IN	Energy Storage	200	70%	2H 2024
Petersburg Energy Center (AES Indiana)	US-IN	Solar	250	70%	2H 2025
		Energy Storage	45		
Generation – Utilities Total			495		
San Matias	Chile	Wind	5	65%	2H 2024
Andes Solar 4	Chile	Energy Storage	9	65%	2H 2024
Gatun	Panama	Gas	670	24%	2H 2024
Andes Solar 2a	Chile	Energy Storage	65	51%	2H 2024-1H 2025
Andes Solar 3	Chile	Solar	171	99%	1H 2026
		Energy Storage	171		
Generation – Energy Infrastructure Total			1,091		
Total Under Construction			5,064		